



MONTANA VINTAGE ARMS 2008
VINTAGE SIGHTS & ACCESSORIES CATALOG

UNPARALLELED QUALITY

What does this mean? To some it is the finest equipment that money can buy. To others, it describes an instrument unmatched in quality and precision. At Montana Vintage Arms, we believe it is all this and much more. In competition, repeatability and consistency are key components to achieving a perfect score. We at MVA have dedicated our reputation on manufacturing the most consistent, repeatable metallic sights on the market today. Through the use of CNC and EDM technology, we are able to produce sights that mirror that of 125 years ago, but with unparalleled quality and reliability. We started down this journey in 1992 with a goal of producing a quality sight that would provide accuracy and dependability.

Today, 15 years and thousands of sights later, we are still producing the finest quality sights and accessories for one of the most demanding shooting disciplines, black powder cartridge silhouette. Our sights have consistently been in the winners circle over the years, which explains why we are the top sight producer in the industry. Couple this with unsurpassed customer service and a lifetime warranty and you have a winning combination. Throughout this catalog, it is our goal to help you find the perfect sight combination for your specific shooting needs, whether it is BPCR or just plain ol' plinking at the range.

Remember, when minutes count, rely on a sight that will consistently place you in the winners circle.





TABLE OF CONTENTS

Questions & Answers	4 - 5
The MVA Scope	6 - 7
Soule Sights	8 - 9
A Few Minutes On Sight Adjustment	10
Sharps Vernier Sights	11
Sharps Style Tang Sights / Extra Bases & Mounting Screws	12
MVA Stevens/Pope Style Palmrest / Rough & Ready Sights	13
Combination Sights	14
Eyediscs & Apertures	15
Globes/Front Sights/Levels	16 - 17
Reloading	18
Accessories	18 - 19

WWW.MONTANAVINTAGEARMS.COM



QUESTIONS & ANSWERS

MVA receives a many questions about certain products and their specifications, so many that we have decided to try to help our current and potential customers by placing this question and answer section in the catalog. If you have a question or have been wondering about some of our products please peruse this section first—you might just find the information you need to make your next sight decision!

What are your aperture sizes on your Hadleys?

The Standard Hadley has 9 aperture sizes, .021", .026", .031", .037", .043", .052", .060", .067", .075" and the Magnum has 6 additional sizes, .080", .087", .094", .101", .108" and .115".

Are all your bases interchangeable with all your staffs?

Yes, the Soule style rear sights and the Sharps style sights are all interchangeable. Each base is adjustable for tang angle by adjusting the tension spring, and we manufacture bases and mounting screws for most black powder rifles available today.

Can I buy one staff and two bases?

Yes, the extra base is \$96.00 and comes with the mounting screws necessary for the rifle. Many people will purchase the staff height necessary for the longest distance they will be shooting.

Can I send the sight in to you for repair?

Yes, we warranty our products for life against manufacturing defects. IN the instance where the sight has been damaged accidentally, we will advise the customer of the repair charges, and we will do our best to have your sight back to you as quickly as possible.

Do you know what mounting screws I will need?

In most instances, yes. We do our best to keep up with all of the new guns being produced and their respective screw sizes. We typically need the following information; Make and model of rifle, Manufacturer and type of stock, (straight grip or pistol grip on Winchester pattern rifles.)

I would like to shoot 1000 yards, what do you suggest?

This is a good question and one which has many answers. We will need to know what type of rifle you are using and what front sight you are using. The height of the front sight from bore centerline to centerline of globe is necessary, so we can determine where the zero point elevation will be on the rear. Once we have this, we will need to know what the drop on the tang is, how far back on tang the staff is located to determine where the eyepiece needs to be for a zero point elevation. On most rifles, a long range sight is necessary to shoot



1000 yards. But for silhouette or position matches, a mid range sight is usually sufficient. The Winchester, Ballard and Stevens rifles all have minimal drop from the tang to the pivot point on the staff, therefore they will shoot farther. A Remington rolling block, Hepburn and Sharps all have more tang drop and will require a taller staff to the same distance. We recommend calling us on this question and we can discuss in detail which sight combinations will work best.

My dovetail has been modified, now what?

We suggest that you send us your front sight that you wish to replace and we will measure the dovetail on our optical comparator, and cut the size you need.

Does the spirit level face action or the muzzle on a spirit level front sight?

Our sights have been designed to have the spirit level facing the action of the rifle.

Can I pay with a check or money order?

Yes, we take personal checks, money orders, and Visa , Mastercard and Discover. When placing an order, we will not charge your credit card until the day we ship your order.

Do you offer gift certificates?

Yes we offer gift certificates in any amount you request. In the event that your purchase does not use all the funds available, we will issue a new certificate for the balance.

Do you offer tours of your facility?

We are sorry, but our insurance does not permit us to have non-employees on the work floor.

Can you make me a custom ?


We do not manufacture custom sights, but we will cut specific dovetails and modify existing bases to accommodate various rifles.

Are your products made in the USA?

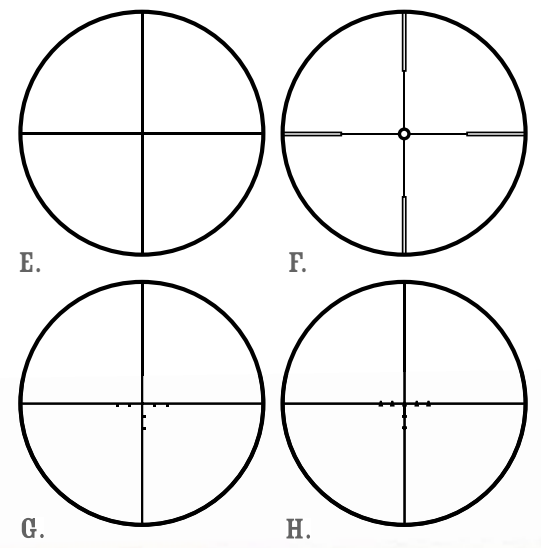
Yes, all of our products are manufactured and assembled in our Belgrade, Montana facility, always have been and always will!

Do you mount scopes?

No we do not mount scopes, we suggest that you have a competent gunsmith, and yourself present to determine the exact location of the mounts that will best suit your shooting style.



MVA's Series 6000 Full Length Scope shown with new extra tall Creedmoor-Style Mounts for shooting farther than 800 yards.



RETICLES FOR SCOPES

are non-reflective chrome etched on glass and sealed in a reticle tube. Interchangeable. Please specify your reticle preference when ordering scopes. Additional reticles available \$185.00

- E. Standard Reticle
- F. 4 or 6 Minute Aperture Reticle
- G. Centerless 6 Mil Dot Reticle
- H. 7 Mil Dot Reticle

THE MVA SCOPE

Continuing in the tradition of MVA quality and repeatability. We are now offering a variety of scope lengths to fit any need. All our scope tubes are one piece, center less ground, blued steel with a Pope Style rib. All optics are of the highest quality, with each lens coated for the best in optical clarity. Each sealed reticule assembly, we currently are offering five different choices, are manufactured by etching the pattern on glass, then filling the pattern with non-reflective chrome. Reticules are interchangeable, and are sold separately. Each scope comes with your choice of rear mount, along with a windage adjustable front mount, which is used primarily to set mechanical zero. Screw-on scope blocks are standard, with dovetail blocks being optional. Mounts will fit all 3/4" tube scopes with Pope-style rib. Comes with your choice of screw-on or dovetail blocks. (See facing page).

SPECIFICATIONS:

- ✦ Magnification: 6X
- ✦ Range Adjustment: 10 yards to infinity
- ✦ Parallax Adjustable
- ✦ Reticle Adjustment for Level
- ✦ Field of View @ 100 Yards: 10 feet
- ✦ Exterior Finish: Blued Steel
- ✦ Pope Style Rib
- ✦ Battery Stop
- ✦ Malcolm-style Mounts (Blued Steel) with Front and Rear Windage Adjustment
- ✦ Screw-on Covers for Both Ends
- ✦ Clear objective Cover Lens to protect lenses

- A. Series 2000 23" Scope (shown on 30" barrel)..... \$925.00
- B. Series 3000 28" Scope (shown on 30" barrel)..... \$975.00
- C. Series 4000 Full Length Scope: (17" spacing - shown on 30" barrel)
- D. Series 6000 Full Length Scope: (17" spacing on 32" barrel) With Creedmoor Mount (shown above) \$1075.00

Not Pictured:

- E. Series 5000 Full Length Scope: (17" spacing on 32" barrel).... \$985.00
- F. Series 6000 Full Length Scope: (17" spacing on 32" barrel)..... \$985.00



A. Dovetail



B. Screw-on



C. Riser Blocks



D. Front Mount



E. Silhouette Mount



F. Schuetzen Mount



G. Creedmoor Mount

DUE TO INCREASED CUSTOMER FEEDBACK, MVA HAS EVOLVED THEIR REAR SCOPE MOUNT INTO THREE STYLES. STYLES ARE OF THE SAME HIGH QUALITY AND AESTHETIC APPEAL, BUT ARE CONFIGURED TO INCREASE THE EASE WITH WHICH THE ADJUSTMENTS ARE MADE.

THE SCHUETZEN MOUNT is similar to the original. The only change is the threads on the elevation screw being made left handed. This makes the adjustments consistent with Lyman and Unertl turret mounts. Turning the elevation knob clockwise now moves the point of bullet impact down and turning the windage knob clockwise moves the point of impact to the left.

THE SILHOUETTE MOUNT has the elevation knob and engraving moved to the left side of the staff. This makes it easier for a right handed shooter in the prone position to see the elevation adjustments. Both elevation and windage adjustments are consistent with our Soule tang sights. Turning the elevation knob clockwise moves the point of impact up, and turning the windage knob clockwise moves the point of impact to the right. With all rear mounts, the MOA adjustment must be calculated based upon the mount spacing.

THE NEW CREEDMOOR MOUNT is similar to the regular Silhouette mount except that it has an additional 125 Minutes of Angle adjustment in elevation. This is useful for the series 3000 through 6000 scopes when shooting farther than 800 yards. The advantage of this mount is the ability to shoot from 25 yards to approximately 1250 yards, depending upon caliber. This mount is not recommended for the 23" scope on a 30" or longer barrel. At the top of travel the scope will be pointed at the barrel, thus obstructing the view.

REAR SIGHTS: CHOOSING THE PROPER STAFF ASSEMBLY

When choosing the proper staff assembly, the shooter must consider these variables.

- a.) The type of shooting, i.e. Long range Creedmore, Silhouette, Schuetzen or hunting.
b.) The action the sight will be used on, and the style of the front sight.
c.) The caliber of the rifle.
d.) All of these factors will determine which staff assembly will work best.

MALCOLM MOUNTS

Patterned after the Malcolm C mount, but incorporating a few refinements. Each mount is windage and elevation adjustable in .001" increments. This allows the shooter to adjust the mount a specific value, which is calculated, based upon the mount spacing, to move one minute of angle. We recommend a 10.34" center to center spacing on the 23" scope, and 17" for the 3000, 4000, 5000 and 6000 series scopes. This spacing will allow for a .003" per MOA adjustment on the 23" scope, for a total of 208 MOA, and .005" per MOA adjustment on the 3, 4, 5 and 6000 series scopes, for a total of 125 MOA. Rear scope mount staffs to base dovetail mating surfaces are EDM cut for a precise fit.

CALL FOR CURRENT AVAILABILITY AND DELIVERY

SPECIFICATIONS:

- + Includes a set of Screw-on or Dovetail blocks.
+ Front & Rear Mount sold as a set.
+ Additional sets of blocks sold separately. Mounts will fit all 3/4" tube scopes with the Pope-style rib.
+ RISER BLOCKS: These blocks come in 30, 40 or 50 Minute heights. They are used with the rear mount to increase range for shooting. A drawback is the loss of short range shots.
+ Mounts will fit all tube scopes with a Pope-style rib.


Table with 2 columns: Item Name and Price. Includes Dovetail Block (\$20.00), Screw-on (\$15.00), Riser Blocks (\$20.00), Silhouette Style Rear/Front Mount Set (\$450.00), Schuetzen Style Rear/Front Mount Set (\$450.00), and Creedmoor Rear/Front Mount Set (\$500.00).

NOW SHOOTING A COUNTRY MILE...

THE NEW XLR SOULE

Introducing new copy for the new XLR here. MVA receives a great amount of questions about certain products and their specifications, so much so that we have decided to try to help our current and potential customers by placing this question and answer section in the catalog. If you have a question or have been wondering about some of our products please peruse the question and answer section and you might an answer to just what you were wondering. r products please peruse the question and answtalog. If you have a question or have been wondering about some of our products please peruse the question and answer section and you might.

Extra Long Range - an excellent choice for Long Range and Creedmore shooting. Our sight incorporates the maximum windage adjustment of +/- 44 MOA (88 total). Staff height approx. 5.5"
Weighs 3.3 oz.....\$???.??



*The New XLR Soule mounted.
(Montana Magnum eyedisc
pictured here sold separately).*

SOULE SIGHTS

At MVA, our Soule sights have been duplicated as closely as possible to the original. We have incorporated various refinements which ensure the highest possible repeatability. Our sights are manufactured from solid bar stock, with critical wear components heat treated for long life. Through the use of EDM technology, (electrical discharge machining) we are able to consistently maintain a .0002" clearance fit between the staff and the mainframe. This creates a precise fit, which translates into a smooth, consistent and repeatable adjustment.



**SOULE
KNURLED KNOB**

#103 Long Range Buffalo

#100 Long Range

#102 Mid Range Buffalo Soule

#101 Mid Range

#104 Schuetzen

#103 Long Range Buffalo - an excellent choice for Long Range and Creedmore shooting. Our sight incorporates the maximum windage adjustment of +/- 44 MOA (88 total). Staff height approx. 5.5"
 Weighs 3.3 oz.....**\$485.00**


#100 Long Range - includes the standard windage adjustment of +/-22 MOA (44 total). Staff height approx. 5.5". An excellent choice for long range silhouette.
 Weighs 3.1 oz.....**\$457.00**

#102 Mid Range Buffalo Soule - incorporates the maximum windage adjustment of +/- 44 MOA (88 total). Staff height approx. 4.5" Recommended for silhouette shooters using the more wind sensitive calibers. Weighs 3.1 oz**\$457.00**

#101 Mid Range - includes the standard windage adjustment of +/- 22MOA (44 total). Staff height approx. 4.5" An excellent choice for silhouette.
 Weighs 2.9 oz.....**\$425.00**

#104 Schuetzen - includes the standard +/- 22 MOA (44 total). Staff height approx. 3.5" "Zero" point elevation is .180" lower and ideal for gallery or offhand shooting. Weighs 2.6 oz**\$375.00**

Soule Knurled Knob - MVA Soule knurled knob is a must for quick and easy removal of the staff assembly. **\$36.00**



A FEW MINUTES ON SIGHT ADJUSTMENT...

The MVA Sharps Pattern Vernier Sights are designed to closely resemble the Original Sharps windage sights with refinements to enhance accuracy. MVA Sharps style sights are equipped with an internal mechanical lock. This lock is activated by slightly turning the eyedisc clockwise. Do not over tighten, just snug will do. To release the lock, simply turn the eyedisc counter clockwise. Do not make any windage or elevation adjustments with the lock engaged as damage to the sight will result.

To adjust windage: Unlock the eyedisc and turn the knurled windage knob on the right side of the eyedisc. Each mark on the windage scale is spaced 0.020" (2 minutes of angle... MOA). By moving the single mark in between windage marks, adjustments as fine as 1 MOA are possible.

By keeping a log of settings for appropriate ranges, a shooter can return to any known setting with 1 MOA repeatable accuracy.

To adjust elevation: Unlock the eyedisc and turn the knurled knob at the top of the staff assembly. Elevation is calibrated in .010" increments (1 MOA). The elevation scale on the staff is marked in .050" increments with numeric / fractional marks at .500" increments.

Example: 1/2 - 1 - 1/2 - 2, etc. Each mark on the elevation slide scale is spaced 0.040". When the top and bottom marks on the elevation slide are aligned with marks on the staff, the four center marks are out of alignment. If the elevation slide is moved .010" up or down only one mark will be inline with a mark on the staff.

Example: Move the elevation slide up or down until the bottom mark is inline with the 0" mark on the staff. This is your 0.000 setting. Move the elevation slide up until the next mark on the elevation slide is aligned with a mark on the staff. This is a 1 MOA adjustment. The sight setting is now 0.010". Repeat the process until the bottom line is in alignment with the next line on the staff. This setting would be 0.050".



#130 Windgauge Sporting Tang



#131 Windgauge Sporting Tang, w/windage, no elevation lead screw.



#132 Windgauge Sporting Tang, Non windage with elevation adjustment



#133 Windgauge Sporting Tang, non windage, no elevation lead screw



#134 Windgauge Sporting Tang

SHARPS VERNIER SIGHTS

MVA offers the Sharps style vernier tang sight as a close reproduction of the original Sharps sight, but we have incorporated into the design the ability to lock both the elevation and the windage with a simple tightening of the eye disc. We are currently manufacturing three different staff heights to fit any need, the #107 Long Range, #108 Mid Range and the #130 series of sporting tang sights designed for the hunter or gallery shooter. As with all our rear sights, vernier scale graduations are engraved using our CNC equipment and all staff assemblies are interchangeable with any of our bases. Each base spring is adjustable to accommodate the different tang angles of various rifles.

At MVA, our philosophy on hunting sights is to purchase only the amount of sight that you need for the specific application. Many times, when hunting in brushy areas, there is no time to adjust the sight, so one must "hold" for elevation and windage, therefore the #133 is the best choice. For the hunter who likes to pull "sneaks" on his game, he will have the time to adjust for both elevation and windage prior to the shot. We have attempted to provide the hunter with all the options to fit their specific needs.

(Disclaimer: We do not recommend folding the staff to the rearward position and then firing the rifle. The rifles recoil may cause the gun and the sight staff to strike the shooter in the cheek or the eye.)

On all #130 series sporting vernier tang sights, the zero point elevation is 30 minutes (.300") lower than the Model 107/108. This allows the sight to be used with low profile front sights as well as blade front sights.

The windage and elevation are adjusted and are locked in the same manner as the 107/108 sights. Each windage assembly is capable of 28 MOA, and each model has a specific design intent for the shooter, as described below:

#130 Vernier Tang Sight - Both windage and elevation adjustments consistent with the Model 107/108. Sight has 1.3" of elevation, 28 MOA total windage and is a great choice for cowboy action shooting or gallery .22 shooting. **\$285.00**

#131 Vernier Tang Sight - This sight comes equipped with a windage assembly, but we have eliminated the elevation lead screw. The elevation still has the vernier scale graduations, which allows the shooter to accurately adjust the sight for elevation adjustments. Without the lead screw, there is less for the brush to catch on during those hunting trips. **\$265.00**

#132 Vernier Tang Sight - This sight comes equipped with an elevation lead screw and non-windage backslide assembly. This allows the shooter to quickly adjust for elevation changes, while making the windage correction by sight. The elevation is locked by tightening the eye disc. **\$235.00**

#133 Vernier Tang Sight - This sight comes equipped with only a non-windage backslide assembly. Simply loosen the eyedisk, slide assembly to desired elevation, and tighten. This is our most basic sight, allowing the shooter in some instances to fold the sight forward while carrying the rifle. This allows for the use of the buckhorn barrel sight for close up shots, or flip the staff to the upright position for a longer shot. barrel sight for close up shots, or flip the staff to the upright position for a longer shot. **\$220.00**

#134 Vernier Tang Sight - This sight is the same as the #130, but with the elevation lead screw adjusting knob at the bottom of the staff. Many hunters have commented that this placement protects the knob from catching on brush and becoming bent **\$285.00**



#107 Sharps
Long Range

#108 Sharps
Long Range



The windage is adjusted by loosening the eyedisc and rotating a 2-56 windage screw, which allows the shooter to make precise adjustments. A gentle tightening of the eyedisc locks the windage and elevation simultaneously, insuring repeatability. As with all our rear sights, vernier scale graduations are engraved using our CNC equipment, with elevation calibrated to 1 MOA and windage to 2 MOA.



Sharps Mounting
Screws

SHARPS STYLE TANG SIGHTS

MVA offers the Sharps style vernier tang sight as a close reproduction of the original Sharps sight, but we have incorporated into the design the ability to lock both the elevation and the windage with a simple tightening of the eye disc. We are currently manufacturing three different staff heights to fit any need, the #107 Long Range, #108 Mid Range and the #130 series of sporting tang sights designed for the hunter or gallery shooter. As with all our rear sights, vernier scale graduations are engraved using our CNC equipment and all staff assemblies are interchangeable with any of our bases.

#107 Sharps Long Range - incorporates the standard windage adjustment of + - 14 MOA (28 total). Staff height approx. 5.5". Recommended for long range silhouette shooting. Weighs 2.7 oz **\$353.00**

#108 Sharps Long Range - incorporates the standard windage adjustment of + - 14 MOA (28 total). Staff height approx. 4.5". Recommended for silhouette shooting. Weighs 2.4 oz **\$316.00**

EXTRA BASES & MOUNTING SCREWS

MVA offers rear tang sight bases to fit most black powder cartridge rifles. Our staffs are interchangeable with all current MVA bases. Each base spring is adjustable to accommodate the different tang angles of various rifles. Includes screws and springs. Measure the total MOA adjustment from zero, as well as the overall height of the staff from the pivot point. Values are written on brochure picture **\$96.00**

Sharps Mounting Screws Weighs 0.1 oz **\$6.00**

Winchester Screws Front Weighs 0.1 oz **\$7.50**



MVA STEVENS/POPE STYLE PALMREST

Patterned after the original, with base and locking nuts case colored. Stem is adjustable 2", simply loosen the locking collar, slide the stem to the desired position, and lock into place. A "must have" for the serious Schuetzen shooter. Give yourself the competitive edge in the challenging game of off hand shooting!\$125.00



ROUGH & READY BARREL SIGHT

The MVA Rough & Ready sight is a rear barrel, v-notch blade sight with a flip up staff for longer ranges. The eyedisc slides to adjust the elevation and then turns to positively lock down. A spring detent holds the staff in upright and horizontal positions. Includes 3 eyedisks, .047", .059", .074" sized apertures and either 8-32 or original Remington .170-32 screw for mounting on the barrel. This cutout is approximately 2.25" long by .060" deep, with a threaded hole on one end and a female dovetail on the receiver end.

The (1) screw configuration is designed for use on original Remington barrels that have the correct cutout. This cutout is about 2" long with a screw hole on one end and a female dovetail on the other end. The original guns used the .170-32 screws and a tap size is no longer commonly available.

The (2) screw configuration is for guns without the original cutout. It must mount on a flat surface and requires two 8-32 tapped holes in order to mount the sight. Weighs 1.0 oz..... \$90.00



Combination Rear Sight

Combination Front Sight

COMBINATION REAR SIGHTS

Patterned after the original Marble's tang sight. Spring loaded quick release staff to vertical sighting position. Graduated elevation post with locking ring. Included are a target eye disc and the standard peep. To adjust elevation, loosen the lower lock ring, rotate upper adjust sleeve to desired setting, then tighten the lock ring. To raise stem from locked down position, simply press down on stem to release the keeper, and then release stem. The internal spring will center the stem in the upright position. Total height adjustment: .300" standard stem, or .500" for the long stem. (standard on the Marlin, and 1886 sights.)

This sight is available with bases for the original Marlin and Ballard rifles, new production Marlin rifles, Winchester Models 1885, 1886, 1892, 1894 with 2 3/16" hole spacing, as well as the 1874 Sharps rifle. Weighs 1.7 oz.....**\$225.00**

COMBINATION FRONT SIGHT

A perfect complement to the combination rear or the #130 series tang sight. Patterned after the Lyman #5 combination front sight. Allows the shooter to select a blade or hooded pinhead. Blade is nickel silver and may be filed for exact height necessary at a specific range. The pinhead center height measures .385" from centerline to the base of the dovetail, and the blade measures .445" from the top of the blade to the base of the dovetail. Supplied with an installation tool to help prevent any damage to sight. Dovetail sizes available: .378, .384, .393, .440, .453, .469. Custom sizes available upon request.

Weighs 0.1 oz.....**\$89.00**




Montana Magnum Eyedisc



Hadley Style Eyedisc

EYEDISCS

This accessory is a must for the competitive shooter! Standard thread is a 10-40 for MVA sights. We offer the Hadley sight for both the MVA Soule and the Sharps vernier tang sights. Special thread sizes are available: 10-32, 12-28, 12-40, _-40 additional \$10.00 for standard sizes, addl \$15.00 for Magnum.



Sharps Style Card A



Sharps Style Card B



Stevens/Winchester Sight Insert Cards

INSERT/ APERTURE CARDS

Interchangeable sight insert cards are manufactured from g1095 spring steel, photochemically etched within a .002" total tolerance for a precise fit. Each insert is .012" thick, allowing the shooter to super-impose two inserts over each other, giving a custom sight picture. Weighs 1.3 oz

- Sharps Style Card A..... \$21.00
- Sharps Style Card A..... \$21.00
- Stevens/Winchester
Sight Insert Cards..... \$21.00


MVA Montana Magnum Hadley - A "super-sized version of the original" MVA now offers the new Montana Magnum Hadley eyedisc, with an eyedisc diameter of 1.95" and 15 apertures ranging in size from .021" to .115". In addition to the larger apertures, the larger eyecup actually blocks out unwanted light form around your eye, which creates a brighter image through the aperture. The competitive advantage this eyedisc delivers is during low light conditions, the shooter can continue opening up the aperture until a crisp sight picture is seen clearly. Weighs 2.5 oz..... \$98.00

Hadley Style Standard Eyedisc - At MVA, we know what competition is all about. That's why we created our Hadley style eyedisc to give the shooter that vital competitive edge. A deeper eyecup, along with a black matte finish, helps reduce glare. rubber o-ring pressed into the outer ring of the eyecup to prevent damage to the stock when folding sight down. 9 aperture sizes, ranging from .021" to .074" in .005" to .008" increments, allow the shooter to adjust the sight for optimal sight picture for the prevailing light conditions. Weighs 1.2 oz ... \$74.00



SIGHT INSERT CADDY

Your favorite inserts at a glance. Internal magnetic strip holds each insert firmly in place. The perfect way to carry and protect individual inserts from damage and loss. Weighs 1.0 oz \$10.00



#112: Low Profile Spirit Level front globe sight w/windage.



#113: Spirit Level front globe sight.



#111

#111 - Plain Globe: Designed to be a low profile front sight, with the centerline of the globe .381" above the base of the dovetail. The inserts are held in place by a spring clip, which rotates to allow the inserts to be changed. This sight works well with many lever guns, .22 caliber rifles and when used in conjunction with a barrel level, silhouette\$? .00

GLOBE SIGHTS

We are currently offering nine styles of front globe sights. Each style offers a unique advantage to the shooter, depending on your requirements. All globe sights come with your choice of interchangeable sight insert card. All sight insert slots are .025" wide, which allows the use of two inserts creating a custom sight picture. Dovetail sizes are .378", .384", .393" 440", .453", and .469". Custom dovetail sizes can be manufactured to customer's specifications. Our policy when milling our front dovetails is to cut the dovetail .003" over nominal dimension to allow for precise fitting. (thus a .375" dovetail will be cut to .378")



#113: Spirit Level front globe sight.



#115



#116

#112 - Spirit Level with Windage: This sight is patterned after the original Sharps sight. Designed for use with a rear tang sight with limited windage, or with the Buffalo Soule shooting 1000 yards on a windy day. The shooter can dial in the amount of windage necessary for the given conditions, thereby keeping the rear sight close to center at all times. This can be handy when you need 35 minutes of windage at 1000 yards. The windage adjustment is calibrated in 2 MOA increments. The dovetail mating surfaces between the globe body and the base are cut with our EDM, insuring a precise fit. The centerline of the globe to the base of the dovetail is .705" \$? .00

#113 - Spirit Level Non-Windage: This is our most popular front sight. The spirit level is placed near the bottom of the globe, so that when the shooter looks through the sight, the bubble is seen clearly in the bottom, leaving the remainder of the globe for target acquisition. AS with all MVA front globes, the inside of the globe is cross-hatch honed to reduce glare, and the spirit level is as bright green, which is easily visible. Center of globe ot basse of dovetail height is .525" \$? .00

#115-116 - Globe Front Sight: This sight is a great choice for the shooter who wants to shoot competitively, as well as hunt with the sight. We recommend purchasing both clips, which will allow the use of the spirit level for competition, and the plain clip for hunting. (Glass vials can give off a bright reflection at the wrong time!) Centerline of globe to base of dovetail is .450".

#115: Plain globe\$96.00
 #116: Spirit level non-windage \$167.00
 Extra plain clip\$18.00




MVA BARREL LEVEL


The MVA Barrel Level is patterned off of the original Lyman barrel level. This sight will replace the buckhorn rear sight, and can be very effective when used with a plain front globe to keep a low sight center line. The vial is green in color, with a narrow cutout to allow for precise centering of the bubble in the sight. Supplied with a installation tool to help prevent any damage to sight. Dovetail sizes are .378", .385", .393", .440", .469", .490" and .500". total height of sight is .295".




#120 Side View



#117



#118



#120

STEVENS/WINCHESTER FRONT SIGHTS

The Stevens/Winchester line of sights are close copies of the originals. Our goal with these sights is to give the shooter a competitive quality sight which is authentic to the rifle they are shooting. These sights can be ordered with a plain clip, spirit level clip, or both. The inside diameter of the globe is .404", the insert slot is cut to .025" to allow for the use of two inserts, with the inserts being retained by the clip sliding in a dovetail cut on the outside of the globe.

#117/118 - Winchester Style Windage Globe Sight:

This sight is a close reproduction of the original Winchester sight, with the windage screw permanently fixed in the sight. The windage adjustments are calibrated in 2 MOA increments, with a total of 56 MOA of adjustment. As with the 115/116 sights, the sprit level clip can be replaced with the plain clip for hunting. Centerline of globe to base of dovetail is .525".

#117: Winchester style windage \$? .00

#118: Winchester style windage \$? .00

#119/120 - Stevens Style Windage Globe Sight:

This sight is a close reproduction of the original Stevens sight, where the windage knob is adjustable for end play in the adjusting screw. The knurled knob is locked down in place by the use of a barrel nut through the center of the knob, threaded on to the windage screw. The windage adjustments are calibrated in 2 MOA increments, with a total of 56 MOA of adjustment. As with the 115/116 sights, the sprit level clip can be replaced with the plain clip for hunting. Centerline of globe to base of dovetail is .525".

#119: Stevens style windage \$? .00

#118: Stevens style windage \$? .00

MVA MICROMETER ADJUST SCALE

This scale is adjustable in .001" increments by loosening the knurled lock screw on the side, rotating the adjusting ring to the desired setting, and then tightening the lock screw. This scale measures " outside diameter with a 7/16" inside diameter. It is adjustable from 0 grains to approximately 125 grains of FFg powder. Some variation may occur when using different granulations and brands of powder. Additional scales can be purchased for..... **\$50.00**



MVA VISIBLE BLACK POWDER MEASURE

This powder measure was developed with the goal of reducing reloading time yet providing the highest level of accuracy. This measure is designed to "throw" a volume of powder, which can then be checked by weight. Simply set the micrometer adjust scale to the desired volume of powder, then insert the scale into the bottom of the measure body. Then push back on the knurled knob lever at a consistent rate all the way to the stop. The powder which is in the slider block will now fill the scale. Releasing the lever at a consistent rate will skim the powder flush with the top of the scale. Then remove the scale and pour powder into a drop tube to your case. A baffle inserted in the top of the body helps to regulate the flow of powder into the slider block, which aids in repeatable charges. Most reloaders report a .2 to .3 tenths of a grain by weight variation. The measure comes with a mountable bench plate, (which allows removal of the measure from your reloading bench for storage) , your choice of hopper sizes and a micrometer adjust scale. **\$189.00**

- With 1/4 lb hopper - 2 lbs 11 oz
- With 1/2 lb hopper - 3.8 lbs
- With 1lb hopper - 5.0 lbs



CUSTOM LEATHER SIGHT SACKS

MVA's Custom leather sight sacks come in pairs and are used to cover the rear tang sight as well as the muzzle and front sight on the rifle. Helps to protect the sight and muzzle from dirt and dust on those windy days at the range. They also make great bags for storing small items such as jewelry, pins etc. Weighs 1.6 oz..... **\$21.50**



Perhaps the best spotters are those who are thankfully busy enough with their own affairs to notice how badly we shoot. Of course, that's also when hearing protection is even more important for young ears.



HATS

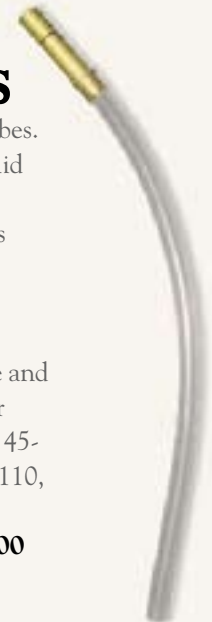
A quality six-panel constructed hat with fully adjustable band. Comfortable and stylish.
Weighs 2.5 oz..... **\$12.00**

SPOTTING BOARDS

MVA produces graphically illustrated spotting boards for use in BPCR. They include a clipboard, 12 push pins, and four cork sheets showing the standard silhouette targets. The grid overlaid on the animals represent a one MOA adjustment required to move bullet impact at the distance of the animal.
Weighs 1 lb 2.0 oz
Set of Four **\$22.50**

BLOWTUBES

"Crush-Proof" blow tubes. Manufactured from solid aluminum stock and anodized. The o-ring is useful to help seal and retain the tube in the chamber. These are virtually indestructible and available in all popular calibers. 38-55, 40-65, 45-70, 45-90, 45-100, 45-110, 50-70 and 50-90
Weighs 1.3 oz... **\$10.00**





© 2007 Montana Vintage Arms • Catalog Design & Photography: Morrison Creative Company - Cody, WY • Product Photography: Wilke Photographics ~ Bozeman, MT

MONTANA VINTAGE ARMS WWW.MONTANAVINTAGEARMS.COM ~ 406-388-4027

61 Andrea Drive ~ Belgrade, Montana 59714-8918